

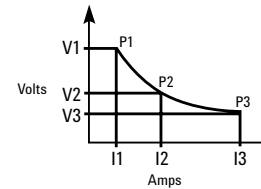
**Basic DC Power Supplies** essential features for a tight budget

## Single-Output, Autoranging 200 W and 1000 W



6010A, 6011A, 6012B, 6015A

Autoranging Output:



Autoranging outputs provide maximum power at a variety of operating voltages

Analog/resistance control of output voltage and current

Series and auto-parallel connections enable greater output flexibility

Protection features to ensure DUT safety

This series of DC power supplies take the place of multiple power supplies on your test bench by providing maximum power at a variety of operating points. They have ten-turn front panel pots to allow precise local control. These power supplies also may be connected in auto-parallel or series with their corresponding GPIB unit (6030 Series), as part of a test system.

### Application Notes:

**10 Practical Tips You Need to Know About Your Power Products**  
5965-8239E

### Specifications

(at 0° to 55° C unless otherwise specified)

	6010A	6011A	6012B	6015A
<b>Number of outputs</b>	1	1	1	1
<b>GPIB</b>	No	No	No	No
<b>Output ratings</b>				
Voltage	0 to 200 V	0 to 20 V	0 to 60 V	0 to 500 V
Current	0 to 17 A	0 to 120 A	0 to 50 A	0 to 5 A
<b>Maximum power</b>				
Watts	1,200 W	1,064 W	1,200 W	1,050 W
<b>Autoranging output</b>	V1, I <sub>1</sub>	200 V, 5 A	20 V, 50 A	60 V, 17.5 A
	V2, I <sub>2</sub>	120 V, 10 A	14 V, 76 A	40 V, 30 A
	V3, I <sub>3</sub>	60 V, 17 A	7 V, 120 A	20 V, 50 A
<b>Ripple and noise, 20 Hz to 20 MHz</b>				
Voltage rms	22 mV	8 mV	8 mV	50 mV
p-p	50 mV	50 mV	40 mV	160 mV
Current rms	15 mA	120 mA	25 mA	50 mA
<b>Load regulation</b>				
Voltage	0.01%+	5 mV	3 mV	5 mV
Current	0.01%+	10 mA	15 mA	10 mA
<b>Transient response time</b>				
10% step change				
Time	2 ms	2 ms	2 ms	5 ms
Level	150 mV	100 mV	100 mV	200 mV
<b>Supplemental Characteristics</b>	(Non-warranted characteristics determined by design that are useful in applying the product)			
<b>Programming resolution</b>				
Voltage	50 mV	5 mV	15 mV	125 mV
Current	4.25 mA	30 mA	12.5 mA	1.25 mA
<b>DC floating voltage</b>	±550 V	±240 V	±240 V	±550 V
either terminal can be grounded or floated from chassis ground				
<b>AC input current</b>	100 Vac	24 A	24 A	24 A
	120 Vac	24 A	24 A	24 A
	220 Vac	15 A	15 A	15 A
	240 Vac	14 A	14 A	14 A
<b>Weight</b>	Net	16.3 kg (36 lb)	17.2 kg (38 lb)	16.3 kg (36 lb)
	Shipping	21.8 kg (48 lb)	22.7 kg (50 lb)	21.8 kg (48 lb)

More detailed specifications at [www.agilent.com/find/6010](http://www.agilent.com/find/6010)

# Single-Output, Autoranging 200 W and 1000 W (Continued)

### Supplemental Characteristics for all model numbers

**Remote Sensing:** Up to 2 V drop in each lead. Voltage regulation specification met with up to 0.5 V drop, but degrades for greater drops.

**Modulation:** (analog programming of output voltage and current)

**Input signal:** 0 to 5 V or 0 to 4 k Ohms

**Regulatory Compliance:** Certified to CSA556B; conforms to IEC 61010-1.

**Size:** 425.5 mm W x 132.6 mm H x 516.4 mm D  
(16.75 in x 5.25 in x 20.33 in).

**Warranty:** One year

### Ordering Information

**Opt 120** 104 to 127 Vac, 47 to 63 Hz

**Opt 220** 191 to 233 Vac, 48 to 63 Hz

**Opt 240** 209 to 250 Vac, 48 to 63 Hz

\* **Opt 908** Rack-mount Kit (p/n 5062-3977)

\* **Opt 909** Rack-mount Kit with Handles.  
(p/n 5062-3983)

**Opt 0L1** Full documentation on CD-ROM, and printed standard documentation package

**Opt 0L2** Extra copy of standard printed documentation package

**Opt 0B0** Full documentation on CD-ROM only

**Opt J01** Stabilization for loads up to 10 Henries

**A line cord option must be specified, see the AC line voltage and cord section.**

\*Support rails required

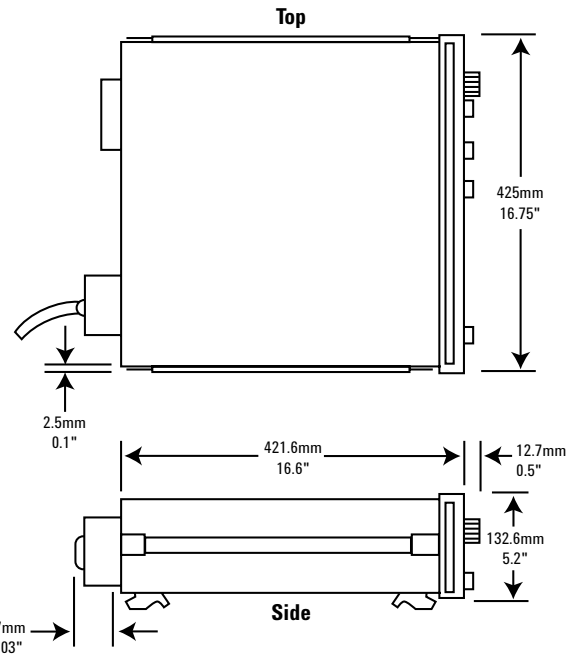
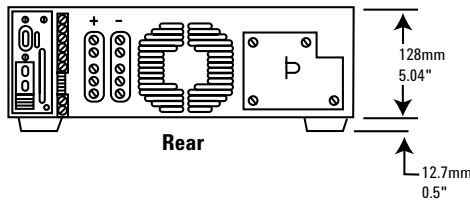
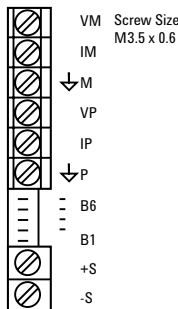
### Accessories

**1494-0060** Rack Slide Kit

**E3663AC** Support rails for Agilent rack cabinets

## Agilent Models: 6010A, 6011A, 6012B, 6015A

### Terminal Strip Detail



More detailed specifications at [www.agilent.com/find/6010](http://www.agilent.com/find/6010)

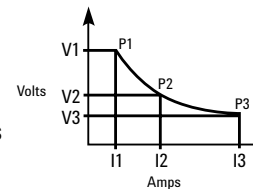


6030A, 6031A, 6032A, 6033A, 6035A, 6038A

## Single-Output, Autoranging 200 W and 1000 W GPIB

- Autoranging outputs provide maximum power at a variety of operating voltages
- Analog/resistance control of output voltage and current
- Series and auto-parallel connections of multiple supplies
- Built-in measurements and advanced programmable features
- Protection features to ensure DUT safety

Autoranging Output:



This series of 200 watt and 1000 watt DC power supplies take the place of multiple power supplies in your test system by providing maximum power at a variety of operating points.

Industry standard SCPI commands and VXIPlug&Play drivers make system integration easy. Using the serial link, up to 16 power supplies can be connected through one GPIB address. These power supplies have excellent electrical efficiency, making them a good choice for large systems.

### Application Notes:

**10 Hints for Using Your Power Supply to Decrease Test Time**

5968-6359E

**10 Practical Tips You Need to Know About Your Power Products**

5965-8239E

**Agilent DC Power Supplies for Base Station Testing**

5988-2386EN

Specifications (at 0° to 55° C unless otherwise specified)		6030A	6031A	6032A	6033A	6035A	6038A
<b>Number of outputs</b>		1	1	1	1	1	1
<b>GPIB</b>		Yes	Yes	Yes	Yes	Yes	Yes
<b>Output ratings</b>							
Output Voltage		0 to 200 V	0 to 20 V	0 to 60 V	0 to 20 V	0 to 500 V	0 to 60 V
Output Current		0 to 17 A	0 to 120 A	0 to 50 A	0 to 30 A	0 to 5 A	0 to 10 A
<b>Maximum power watts</b>		1,200 W	1,064 W	1,200 W	242 W	1,050 W	240 W
<b>Autoranging output</b>							
	V1, I1	200 V, 5 A	20 V, 50 A	60 V, 17.5 A	20 V, 10 A	500 V, 2 A	60 V, 3.3 A
	V2, I2	120 V, 10 A	14 V, 76 A	40 V, 30 A	14 V, 17.2 A	350 V, 3 A	40 V, 6 A
	V3, I3	60 V, 17 A	7 V, 120 A	20 V, 50 A	6.7 V, 30 A	200 V, 5 A	20 V, 10 A
<b>Programming accuracy at 25°C ±5°C</b>							
	Voltage	0.035% +145 mV	0.035% +15 mV	0.035% +40 mV	0.035% +9 mV	0.25% +400 mV	0.035% +40 mV
	Current	0.2% +25 mA	0.25% +250 mA	0.2% +85 mA	0.15% +20 mA	0.3% +63 mA	0.09% +10 mA
<b>Ripple and noise</b>							
	Voltage rms 20 Hz to 20 MHz p-p	22 mV 50 mV	8 mV 50 mV	8 mV 40 mV	3 mV 30 mV	50 mV 160 mV	3 mV 30 mV
	Current rms	15 mA	120 mA	25 mA	30 mA	50 mA	5 mA
<b>Readback accuracy at 25°C ±5°C</b>							
	Voltage	0.08% +80 mV	0.08% +7 mV	0.08% +20 mV	0.07% +6 mV	0.5% +200 mV	0.07% +50 mV
	Current	0.36% +15 mA	0.4% +100 mA	0.36% +35 mA	0.3% +25 mA	0.5% +50 mA	0.2% +11 mA
<b>Load regulation</b>							
	Voltage	0.01%+	5 mV	3 mV	5 mV	2 mV	40 mV
	Current	0.01%+	10 mA	15 mA	10 mA	9 mA	34 mA
<b>Line regulation</b>							
	Voltage	0.01%+	5 mV	0.01%+	2 mV	0.01%+	3 mV
	Current	0.01%+	5 mA	0.01%+	25 mA	0.01%+	10 mA
	Current	0.01%+	5 mA	0.01%+	6 mA	0.03%+	17 mA
<b>Transient response time</b>							
	10% step change	Time 2 ms	2 ms	2 ms	1 ms	5 ms	1 ms
		Level 150 mV	100 mV	100 mV	50 mV	200 mV 7	5 mV

## Autoranging: 200 W and 1000 W GPIB (Continued)

### Specifications

(at 0° to 55° C unless otherwise specified)

6030A 6031A 6032A 6033A 6035A 6038A

#### Supplemental Characteristics for all model numbers

**Remote Sensing:** Up to 2 V drop in each lead. Voltage regulation specification met with up to 0.5 V drop, but degrades for greater drops.

**Modulation:** (analog programming of output voltage and current)  
Input signal: 0 to 5 V or 0 to 4 k Ohms

**Software Driver:**  
VXIPlug&Play

**Warranty:** One year

**Size:** 6030A–32A, 6035A:  
425.5 mm W x 132.6 mm H x 503.7 mm D  
(16.75 in x 5.25 in x 19.83 in).  
6033A, 6038A:  
212.3 mm W x 177.0 mm H x 516.4 mm D  
(8.36 in x 6.97 in x 17.87 in).

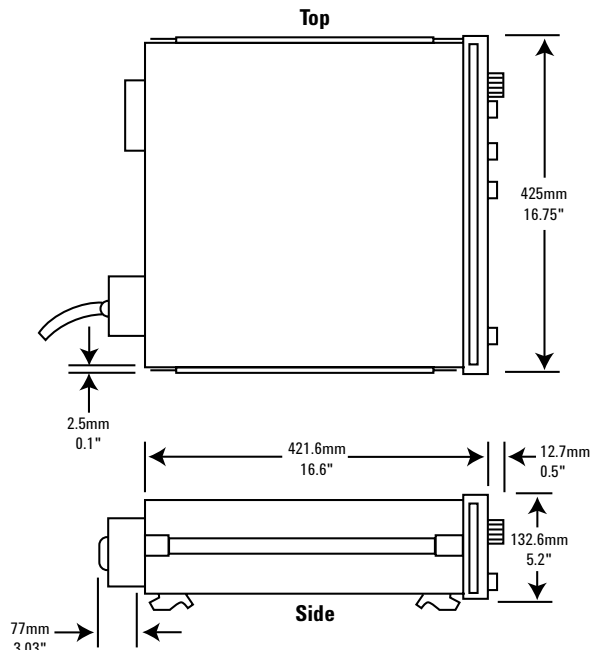
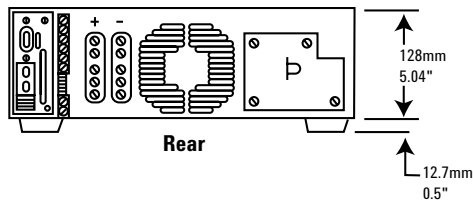
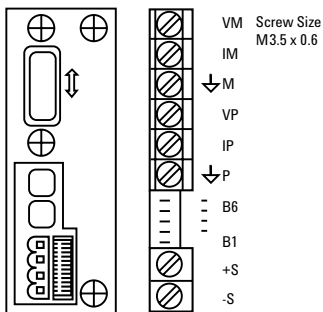
#### Supplemental Characteristics

(Non-warranted characteristics determined by design and useful in applying the product)

Programming resolution	Voltage	50 mV	5 mV	15 mV	5 mV	125 mV 1	5 mV
		Current	4.25 mA	30 mA	12.5 mA	7.5 mA	1.25 mA
<b>DC floating voltage</b> either terminal can be grounded or floated from chassis ground		±550 V	±240 V	±240 V	±240 V	±550 V	±240 V
<b>AC input current</b>	100 Vac	24 A	24 A	24 A	6 A	24 A	6 A
	120 Vac	24 A	24 A	24 A	6.5 A	24 A	6.5 A
	220 Vac	15 A	15 A	15 A	3.8 A	15 A	3.8 A
	240 Vac	14 A	14 A	14 A	3.6 A	14 A	3.6 A
<b>Weight</b>	Net	16.3 kg (36 lb)	17.2 kg (38 lb)	16.3 kg (36 lb)	9.6 kg (21 lb)	16.3 kg (36 lb)	9.6 kg (21 lb)
	Shipping	21.8 kg (48 lb)	22.7 kg (50 lb)	21.8 kg (48 lb)	11.4 kg (25 lb)	21.8 kg (48 lb)	11.4 kg (25 lb)

### Agilent Models: 6030A, 6031A, 6032A, 6035A

#### Terminal Strip Detail



More detailed specifications at [www.agilent.com/find/6030](http://www.agilent.com/find/6030)

## Autoranging: 200 W and 1000 W GPIB (Continued)

### Ordering Information

**Opt 001** Front panel has only line switch, line indicator, and OVP adjust (6030A–33A and 6038A only)

**Opt 100** 87 to 106 Vac, 48 to 63 Hz (power supply output is derated to 75%)

**Opt 120** 104 to 127 Vac, 47 to 63 Hz

**Opt 220** 191 to 233 Vac, 48 to 63 Hz

**Opt 240** 209 to 250 Vac, 48 to 63 Hz

**Opt 800** Rack-mount Kit for Two Half-rack Units Side by Side.

Lock link Kit p/n 5061-9694 and 7 in Rack adapter Kit 5063-9215

\* **Opt 908** Rack-mount Kit for a Single Half-rack Unit 6033A and 6038A (with blank filler panel); p/n 5062-3960, 6030A–32A and 6035A; p/n 5062-3977

\* **Opt 909** Rack-mount Kit with Handles. For 6030A–32A, 6035A; p/n 5062-3983

**Opt 0L1** Full documentation on CD-ROM, and printed standard documentation package

**Opt 0L2** Extra copy of standard printed documentation package

**Opt 0B3** Service Manual

**Opt 0B0** Full documentation on CD-ROM only

**Opt J01** Stabilization for loads up to 10 Henries (not available on 6033A)

**A line cord option must be specified, see the AC line voltage and cord section.**

\* Support rails required

### Accessories

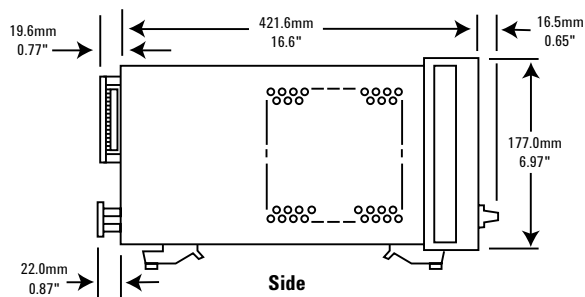
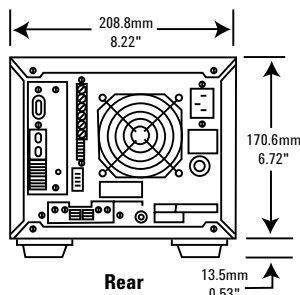
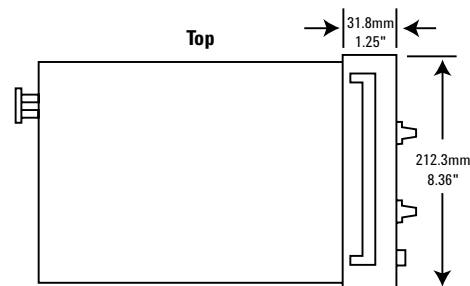
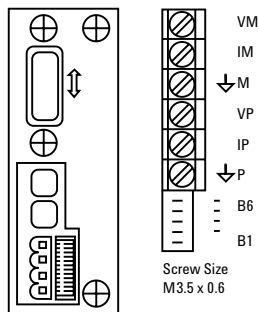
**5080-2148** Serial Link Cable, 2 m (6.6 ft)

**1494-0060** Rack Slide Kit

**E3663AC** Support rails for Agilent rack cabinets

### Agilent Models: 6033A, 6038A

#### Terminal Strip Detail



More detailed specifications at [www.agilent.com/find/6030](http://www.agilent.com/find/6030)

**Your Requested Excerpt from the  
Agilent System and Bench Instruments Catalog 2006**

The preceding page(s) are an excerpt from the 2006 System and Bench Instruments Catalog. We hope that these pages supply the information that you currently need. If you would like to have further information about the extensive selection of Agilent DC power supplies, please visit [www.agilent.com/find/power](http://www.agilent.com/find/power) to print a copy of the complete catalog, or to request that a copy be sent to you. You will also find a lot of other useful information on this Web site.

In the full System and Bench Instruments Catalog, you will find that Agilent offers much more than DC power supplies. This catalog contains detailed technical and application information on digital multimeters, DC power supplies, arbitrary waveform generators, and many more instruments. If you need basic, clean, power for your lab bench, it's there. In each power product category we have also integrated the capabilities you need for a complete power solution, including extensive measurement and analysis capabilities.

Please give us a call at your local Agilent Technologies sales office, or call a regional office listed, for assistance in choosing or using Agilent power products.

**Keep up to date with Agilent's Test and Measurement Email Updates**

As an Email Update subscriber, you will receive periodic customized email updates that match the areas of interest that you have specified. Your update will include products and services, applications and support information, events and promotions. Sign up today at [www.agilent.com/find/emailupdates](http://www.agilent.com/find/emailupdates). Check off DC power supplies, AC power sources or electronic loads on your registration form, and we will promptly let you know what's new in power products. Our Privacy Statement at [www.agilent.com/go/privacy](http://www.agilent.com/go/privacy) describes our commitment to you regarding your privacy.

**[www.agilent.com](http://www.agilent.com)**

**For more information on Agilent Technologies' products, applications or services, please contact your local Agilent office. The complete list is available at:**

[www.agilent.com/find/contactus](http://www.agilent.com/find/contactus)

**Phone or Fax**

**United States:**

(tel) 800 829 4444

(fax) 800 829 4433

**Canada:**

(tel) 877 894 4414

(fax) 800 746 4866

**China:**

(tel) 800 810 0189

(fax) 800 820 2816

**Europe:**

(tel) 31 20 547 2111

**Japan:**

(tel) (81) 426 56 7832

(fax) (81) 426 56 7840

**Korea:**

(tel) (080) 769 0800

(fax) (080) 769 0900

**Latin America:**

(tel) (305) 269 7500

**Taiwan:**

(tel) 0800 047 866

(fax) 0800 286 331

**Other Asia Pacific Countries:**

(tel) (65) 6375 8100

(fax) (65) 6755 0042

Email: [tm\\_ap@agilent.com](mailto:tm_ap@agilent.com)

Contacts revised: 09/26/05

Product specifications and descriptions in this document subject to change without notice.

© Agilent Technologies, Inc. 2006  
Printed in the USA, February 8, 2006

