

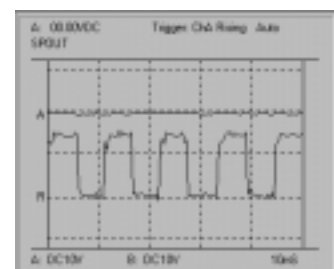
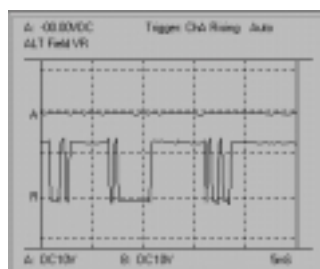
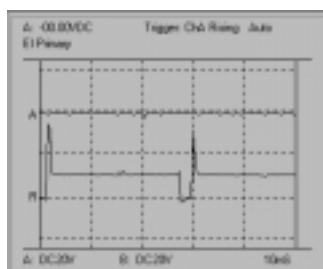
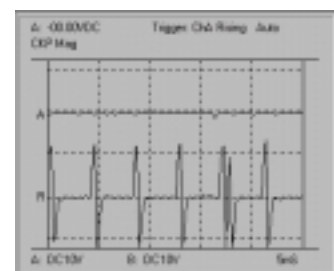
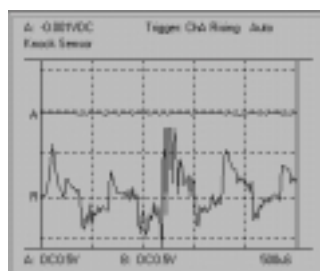
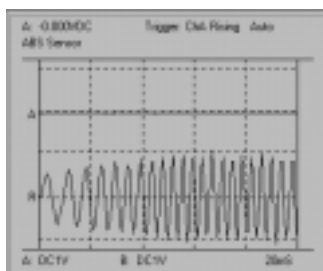
# Programmable Automotive Scope Meter

## S2800

### ■ FEATURE



- Dual Channel and Auto Calibration.
- DC to 1MHz Oscilloscope band width
- Sampling Time : Dual CH mode: **25 Ms/S**  
Single CH mode: **50 Ms/S**
- Auto Triggering.
- Automatic setting for horizontal and vertical division
- Roll and Single shot mode
- Excellent internal noise reduction
- Real time Update.
- Auto ranging.
- 45 shot waveform and setup memories
- Built-in auto ranging True-RMS digital multi-meter
- Data hold and run mode.
- Extra Bright Back light display
- Low battery indication.
- Max. Voltage between any Input and Ground: DC or AC 600Vpeak
- RS-232 interfaces for transferring measurement data and waveform.
- Display Type: Super-Twist 132 x 128 pixels
- Designed to comply with safety standard for UL3111, CSA C22.2 No.1010-1



Reference waveform

## ■ Technical Specification

Oscilloscope Function					
▪ Horizontal			▪ Vertical		
Sample Rate	50 MS/s (Single CH)			Bandwidth	DC-1MHz
	25 MS/s (Dual CH)			Resolution	8 Bit
Record Length	512 in single shot mode and			Channels	Dual
	256 in all other modes.			Coupling	AC, DC
Sample / Div	25			Input impedance	1 MΩ
Modes	Single shot, Roll, Normal			Accuracy	3%
Accuracy	0.01%			Max. Input Volts	DC or AC 600Vrms
Sweep Rate	1μS to 5S in 1, 2, 5 sequence			Volt / Division	0.5V to 500V in 1, 2, 5 sequence 500V to 5KV for ignition secondary
▪ Triggering			▪ Other		
Type	Internal, External			Wave Form Memory	8 Shots
Coupling	AC, DC			Reference waveform	45 Shots
Slope	↑ or ↓ edge				
Internal Sensitivity	2 / 20 Division				

Digital MultiMeter Function						
DC V	Range	Resolution	Accuracy			Impedance
	5V	0.001V	±(0.3%+3)			
	50V	0.01V				
	500V	0.1V	±(0.5%+5)			
1000V	1V				1 MΩ	
ACV	Range	Resolution	50~450Hz	0.45k~5kHz	5k~20kHz	Impedance
	3V	0.001V	±(0.75%+5)	±(2%+5)	±(2.5%+5)	
	30V	0.01V				
	300V	0.1V				
	750V	1V				
				N/A	1 MΩ	
OHM	Range	Resolution	Accuracy			Over Load Protection
	5 kΩ	0.001 kΩ	±(0.5%+5)			
	50 kΩ	0.01 kΩ				
	500 kΩ	0.1 kΩ	±(0.75%+10)			
5 MΩ	0.001 MΩ				600V DC or AC Peak	
Continuity Buzzer	Test Voltage		Threshold		Over Load Protection	
	1.7V		100 digits		600V DC or AC Peak	
RPM	Range		Resolution		Accuracy	
	120 – 12,000		1 RPM		±2RPM	
Pulse Width	Range		2μS – 450mS (Pulse Width > 2μS)			
% Duty	Range		1% - 98%			
Dwell	Range		3.6° - 352.8°			
Frequency	Range		2Hz – 1MHz			
General	Power Requirement		Ni-MH Battery 4.8V (1.2V x 4 cell)			
	Battery Life Time		4 Hours with Backlight off, 3 Hours with Backlight on			
	Dimensions / Weight		90(W) x 195(H) x 40(D) mm / About 260g			
	Standard Accessories		Users Manual, Test Leads (2), Ni-MH Battery Pack, AC Power & Rechargeable Adaptor, Rubber Holster, Carrying Case			
	Optional Accessories		RS232 Cable & S/W, Inductive Pick-up, Capacitance Pick-up, Secondary Adaptor			
Packing Details	Packing	Q'ty	Size (mm)		N.W. (kg)	G.W. (kg)
	Inner	1	290(L) x 270(W) x 80(H)		-	
	Carton	8				