

5¹/₂ Digits Programmable Bench Multimeter

B4100




FEATURE

- Full auto range, 5 1/2 – digit display (200,000 Counts)
- TRUE RMS AC Voltage Measurement
- Programmable Record (MAX / MIN)
- Programmable Relative (REF / ERR)
- Programmable Compare (GO-NOGO)
- Trend Plot : REF is the centerline value on the trend graph.
H/Div is the X axis (time) and V/Div is the Y axis (amplitude).
- Setup : Setting and functions are selected and stored in memory from the front panel. Eight setups are stored in memory.
- Equipment : Display information about your instrument including model number, serial number, calibration date, GPIB address and firmware revision.
- Remote Control : Built-in RS232C or optional GPIB interface
- 128 by 64 pixel super twisted LCD display
- Power Source : 85V to 270VAC (±10%, 48 to 66Hz)



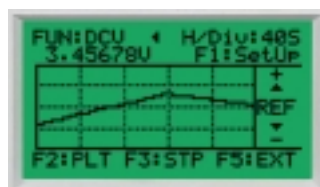
Programmable Record



Programmable Relative



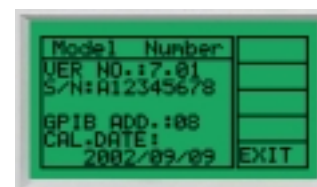
Programmable Compare



Trend Plot



Setup



Equipment

■ Technical Specification

DC Voltage	Range	Resolution	Accuracy	Impedance	Max. Input Voltage	
	2.0000 V	0.0001 V	±(0.05%+3D)	10MΩ	±1,000 V	
	20.0000 V	0.0001 V				
	200.000 V	0.001 V	0.1%±5D			
1000.00 V	0.01 V					
AC Voltage	Range	Resolution	Accuracy	Impedance	Max. Input Voltage	
	2.0000 V	0.0001 V	±(0.05%+3D)	10MΩ	±1,000 V	
	20.0000 V	0.0001 V				
	200.000 V	0.001 V	±(0.1%+5D)			
1000.00 V	0.01 V					
OHM	Range	Resolution	Accuracy	Max. Input Voltage		
	200.000 Ω	0.001 Ω	±(0.2%+5D)	±250 V		
	2.00000 kΩ	0.00001 kΩ	±(0.05%+5D)			
	20.0000 kΩ	0.0001 kΩ				
	200.000 kΩ	0.001 kΩ	±(0.2%+5D)			
	2.00000 MΩ	0.00001 MΩ				
10.0000 MΩ	0.0001 MΩ					
Continuity Buzzer	100Ω or less					
Diode	Range	Resolution	Max Test Current	Max. Input Voltage		
	2.00000 V	0.00001 V	About 1mA	±250 V		
Frequency	Range	Resolution	Accuracy	Max. Input Voltage		
	200.000 Hz	0.001 Hz	±(0.05%+2D)	±250 V		
	2.00000 kHz	0.00001 kHz				
	20.0000 kHz	0.0001 kHz				
	200.000 kHz	0.001 kHz				
2.00000 MHz	0.00001 MHz					
DC μA/mA	Range	Resolution	Accuracy	Max. Burden	Overload Protection	
	200.000μA	0.001μA	±(0.1%+5D)	200 mV	0.5A/250V Fuse	
200.000 mA	0.001mA					
DC Ampere (Max. 10A)	Range	Resolution	Accuracy	Max. Burden	Overload Protection	
	10.0000 A	0.0001A	±(0.1%+5D)	200 mV	10A /250V Fuse	
AC μA/mA	Range	Resolution	Accuracy	Max. Burden	Overload Protection	
	200.000μA	0.01μA	±(0.1%+5D)	200 mV	0.5A/250V Fuse	
200.000 mA	0.01mA					
AC Ampere	Range	Resolution	Accuracy	Max. Burden	Overload Protection	
	10.0000 A	0.001A	±(0.1%+5D)	200 mV	10A /250V Fuse	
General	Power Source		85V to 270Vac(±10%, 48 to 66Hz)			
	Dimensions / Weight		235(W) x 296(D) x 85(H) mm / About 1.5 kg			
	Standard Accessories		Users Manual, Test lead, Line Cord, Spare fuse, RS232 Cable and S/W			
	Optional Accessories		GP-IB (IEEE-488.2) Interface (Installed)			
Packing Details	Packing	Q'ty	Size (mm)	N.W. (kg)	G.W. (kg)	Remark
	Inner	1	265(L) x 375(W) x 115(H)	-	2.2	
	Carton	4	550(L) x 405(w) x 270(H)	8.8	10	