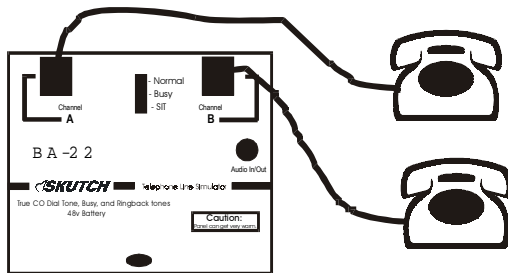


## • Introduction

The BA-22 is a bi-directional Telephone Line Simulator that provides actual CO Dial tone, Busy, and Ringback tones. It also provides standard 48 volts "On Hook" Voltage. The BA-22 will allow either channel to "RING UP" the other. The BA-22 has an adjustable DIAL TONE option, that allows you to select from "No dial tone", to 2, 4, or 6 seconds of dial tone, before the unit starts to ring up the other channel. The BA-22 has a Bi-directional AUDIO jack for recording or playing audio. The BA-22 also provides you with "WINK" or "CPC" disconnect upon disconnect

## • Installation



## • Operation

- 1) Take either side "OFF HOOK".
- 2) If enabled, you will get 2, 4 or 6 seconds of DIAL TONE.
- 3) The other side will "RING UP" and activate, you can do everything as you normally would.
- 4) When you are finished, just hang up the phone.

## • Recording Audio

- 1) Connect an audio cable from the Audio jack of the BA-22 to the MIC jack of your tape recorder.

- 2) Start the tape recording when you are ready and the recorder will record the communications between channel A and B.

## • Play Audio into BA-22

- 1) Connect an audio cable from the Audio jack of the BA-22 to the HEADPHONES or MONITOR jack of your tape player or other audio source.
- 2) Place the Audio source in the play mode. The audio will be heard on both channel A and B.

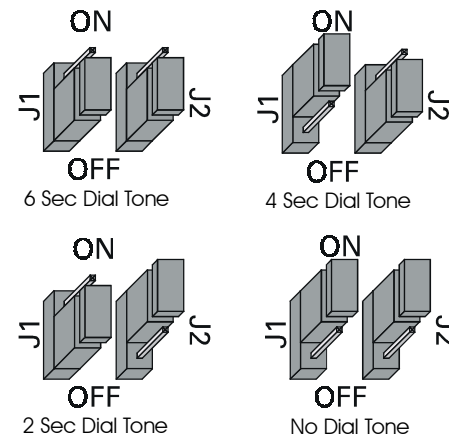
## • Enabling/Disabling Dial Tone

The BA-22 is factory set to supply 4 seconds of DIAL TONE. To change this setting, disconnect the BA-22 from power and open the BA-22 (remove 4 screws from lid).

- 1) Find the jumpers labeled J1 and J2.
- 2) Pull the shorting blocks off of J1 and J2.
- 3) Put the shorting blocks on J1 and J2 for the desired DIAL TONE setting.
- 4) Reassemble the BA-22.

## • Tech Support - 916-786-6186

If you have any problems getting the unit to work properly feel free to give us a call. Technical Support is available between the hours of 7:30 AM and 4:30 PM Pacific Time, Monday through Friday.



**Internal Jumper Settings**

## • ONE YEAR LIMITED WARRANTY

This SKUTCH PRODUCT is warranted against defects for a period of one (1) year from the date of the original invoice. Within this period, we will repair it without charge for parts and labor. To obtain warranty service the product must be returned, at the customer's expense, to SKUTCH Electronics along with a copy of the original invoice. After the unit has been repaired, SKUTCH will ship the PRODUCT back via UPS GROUND service at our expense. If any other form of return shipment is requested, the customer will pay for 100% of the shipping cost.

This Warranty does not apply if in the sole opinion of SKUTCH Electronics, the PRODUCT has been damaged by lightning or any other Acts of God, or by accident, misuse, neglect, or improper packing, shipping, modification or servicing by other than an authorized SKUTCH Service Center.


EXCEPT AS SPECIFICALLY PROVIDED IN THIS AGREEMENT, THERE ARE NO OTHER WARRANTIES, EXPRESSED OR IMPLIED, INCLUDING, BUT NOT LIMITED TO, ANY IMPLIED WARRANTIES OR MERCHANTABILITY OR FITNESS FOR A PARTICULAR PURPOSE AND IN NO EVENT SHALL SKUTCH ELECTRONICS BE LIABLE FOR LOSS OF PROFITS OR BENEFITS, INDIRECT, SPECIAL, CONSEQUENTIAL OR OTHER SIMILAR DAMAGES ARISING OUT OF ANY BREACH OF THIS WARRANTY OR OTHERWISE.

Test Equipment Depot  
99 Washington Street  
Melrose, MA 02176-6024

[www.testequipmentdepot.com](http://www.testequipmentdepot.com)  
800-517-8431  
781-665-0780 FAX

# SKUTCH

"Telecommunication Products to solve Telecommunication Problems"



## BA-22

### Bi-Directional Telephone Line Simulator

Version 1.00