

# TASK LIGHTING FOR MEDICAL FACILITIES

## CareLite



### CareLite

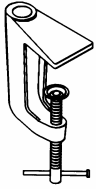
The latest development in bed illumination technology and design. Ideal for use as task lighting in medical facilities.

- 18W triple biax fluorescent lamp produces 1200 lumens
- Available 45" or extended 50" spring-balanced steel arm for ease of positioning
- Models 100, 100S, 150 and 150S ideal for wall mounting and vertical movement
- Full range of motion arm makes Model 145 appropriate for floor stand or edge clamp mounting
- Precisely directed light for glare control
- Cool surface shade
- Color: Light gray with white accents
- Energy-saving electronic ballast and light source
- Ergonomic handle with integrated illuminated pilot switch
- 13", 18" or 5' cord length options
- Advanced aluminum reflector technology
- Color rendering of 85
- Covered ABS K-arm – easy cleaning
- Low maintenance and operational costs
- Edge clamp, wall bracket, double gang box, surface mount and floor stand sold separately

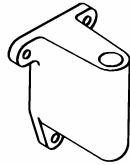
*The right light*



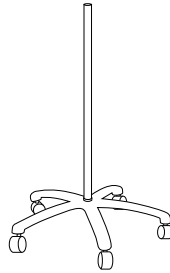
## MOUNTING OPTIONS



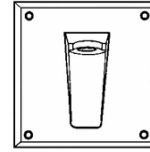
**60001**  
A Edge Mount



**50003**  
B Wall Mount



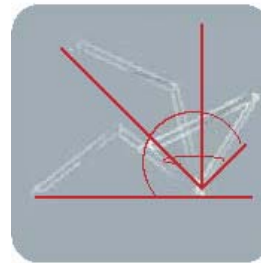
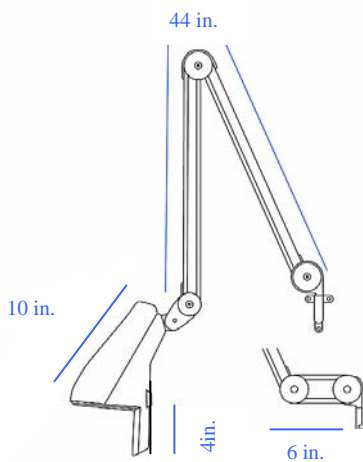
**50036**  
34" Floor Stand



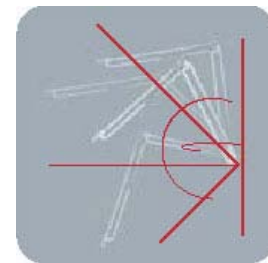
**50029**  
Double gang  
hardwire mount



**50034**  
Surface mount



CareLite 145  
range of motion



CareLite 100,  
100S, 150 and  
150S range of  
motion

## MOUNTING OPTIONS

PART NO.	MODEL NO.	DESCRIPTION	ARM LENGTH	CORD LENGTH
<b>CareLite</b>				
14290LG	CareLite-100	18W Fluorescent	45"	5 ft.
14291LG	CareLite-100S	18W Fluorescent	45"	18 in.
14292LG	CareLite-145	18W Fluorescent	45"	5 ft.
14293LG	CareLite-150	18W Fluorescent	50"	5 ft.
14294LG	CareLite-150S	18W Fluorescent	50"	13 in.
<b>Mounting Options</b>				
60001	Bracket A	Edge Clamp	-	-
50003	Bracket B	Wall Bracket	-	-
50029	Wall Mount/SP-3	Double gang box hardwire mounting	-	-
50034	Wall mount/SP-5PB	Surface mounting	-	-
50036	Floor Stand	Includes casters and glides	-	-

The right light

