

New

3454-11, -51(3-range) 2002

3454-10 (4-range)

DIGITAL MΩ HiTESTER

Field measuring instruments



with
200mA
continuity

Insulation Testing- The Next Generation



3454-51
No CE marking

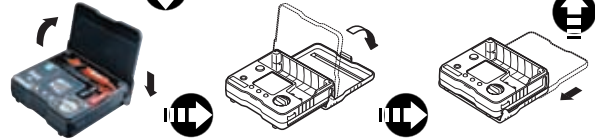
3454-10

3-range or 4-range INSULATION & CONTINUITY 200 mA

New!
Sliding Cover
System



Back-lighting liquid crystal display for easy reading in dark areas.



Compact storage without disconnecting test probes

Checks ground wire continuity with a short current of 200 mA

Also capable of testing the continuity of electrical facility grounds in accordance with IEC 60364.

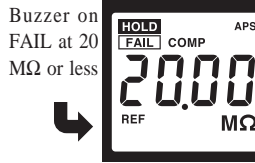
Insulation measurement through sight and sound!

The reference value is set separately for each measurement range.

Function	Reference value (3454-11 & 3454-51)
Insulation	250 V/500 V 0.2/0.4/0.5/1/2/3/5/10/20/30/50/100/200 (MΩ)
	1000 V 1/2/3/5/10/20/30/50/100/200/500/1000/2000 (MΩ)
Continuity	0.5/1/2/3/4/5/6/10/20/30/50/100/200/1k (Ω)

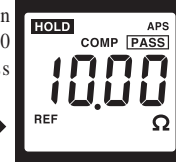
Insulation Ω: Meas. value < Ref. value ⇨ FAIL, Ref. value ≤ Meas. value ⇨ PASS
Continuity: Meas. value ≤ Ref. value ⇨ PASS, Ref. value < Meas. value ⇨ FAIL
Buzzer can be set to sound on either PASS or FAIL

Ex. Insulation resistance



Buzzer on
FAIL at 20
MΩ or less

Ex. Continuity



Buzzer on
PASS at 10
Ω or less

3454 series specifications Accuracy at 23°C±5°C (73°F±9°F), 90% rh or less

MODEL	3454-11 & 3454-51			3454-10				
	Insulation test voltage	250 V DC	500 V DC	1000 V DC	50 V DC	125 V DC	250 V DC	500 V DC
Insulation resistance	Measurement range*1	4.000 / 40.00 / 400.0 / 500 / 4000(1000 V range only) MΩ			4.000 / 40.00 / 200.0 MΩ		4.000 / 40.00 / 400.0 / 2000 MΩ	
	1st effective range	0.200 to 50.0 MΩ		0.200 to 200.0 MΩ	0.200 to 10.00 MΩ		0.200 to 100.0 MΩ	
	2nd effective range	0 to 0.199 / 50.1 to 500 MΩ		0 to 0.199 / 200.1 to 4000 MΩ	0 to 0.199 / 10.01 to 200.0 MΩ		0 to 0.199 / 100.1 to 2000 MΩ	
	Accuracy	1st effective range: ±3 %rdg, ±4 dgt. / 2nd effective range: ±5 %rdg, ±5 dgt.						
	Voltage with no load	Not more than 1.2 X rated measurement voltage						
	Short circuit current	1.2 mA max.						
	Response time	∞ to center, ∞ to 0 MΩ within 5 s (within accuracy range)						
Low resistance (continuity)	Measurement range: 40.00 / 400.0 / 4.000 k / 40.00 k / 400.0 k / 4.000 MΩ Short circuit current: 200 mA Accuracy: ±3 %rdg, ±6dgt. (±5 %rdg, ±6dgt. at 400 kΩ range or higher), Open terminal voltage: 4 to 6 V, Response time: 5 s max.							
AC voltage	Display indication range: 0 to 750 V, Accuracy: ±3 %rdg, ±6 dgt.(up to 600V), Frequency range: 50 / 60 Hz, Input impedance: 100 kΩ							

*1. Measurement range shifts automatically.

● Other functions: Insulation and low resistance mode - comparator, measurement value hold; Insulation resistance mode - auto discharge; Insulation and AC voltage mode - live wire warning (when voltage of 70V ±10V exists across measurement terminals); Low resistance mode - zero adjust; All measurement modes - battery indicators, auto power save ● Display: Semi-transparent LCD, "4000" count ● Display update rate: 2 times / second ● Load protection(10 s): Insulation resistance mode - 600 Vrms (1000 V range; 1200 Vrms); AC voltage mode - 800 Vrms; Low resistance / continuity mode - 600 Vrms(fuse protection) ● Safety standard: EN61010-1 CAT III 600 V ● EMC standard: EN61326-1 ● Ambient temperature range for use: 0 to 40°C (32°F to 104°F), 90% rh or less (no condensation) ● Ambient temperature range for storage: -20 to 50°C (-4°F to 122°F), 90% rh or less (no condensation) ● Power source: R6P manganese battery X 4 or LR6 alkaline battery X 4 ● Dimensions and Mass: Approx. 175 (6.9") W X 148 (5.9") H X 56 (2.3") D mm; Approx. 530 g (18.7 oz.) (with display cover closed)

3454-11, 3454-10 DIGITAL MΩ HiTESTER
(Includes 9294 TEST PROBE and Strap band)

***3454-51 DIGITAL MΩ HiTESTER**

(Includes *9289 TEST PROBE, *Alligator clips and Strap band) *No CE marking

Accessories

for 3454-11, -10



Lead length approx. 1.2 m (47.2")

9294 TEST PROBE

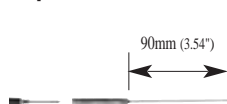
for 3454-51



Lead length approx. 1.2 m (47.2")

*** 9289 TEST PROBE** with attachable alligator clips

Options



*** 9288 BREAKER PIN**

To be attached on top of 9294 (Red)



Lead length approx. 1.3 m (51.1")

9257 CONNECTION CORD

*No CE marking