




3290, 3290-10 CLAMP ON AC/DC HiTESTER

Field Measuring Instruments 

Current Measurement at DC and from 1 Hz AC, with Comprehensive Integrating Functions

Choice of Three Sensors:

20, 200 and 2000 A ranges

Choice of Measurement Modes:

DC, AC+DC, AC and PEAK

Choice of Recording Outputs:

RMS, waveform, frequency and integral value

Choice of Response Times:

switches in three steps

Filter Function:

fc = 550 Hz to suppress undesired harmonics



3290-10 Functions

Current integral measurement
(obtain polarity-specific integrated DC values)

Operating time/duty measurement



Protected by dustproof cap!



Independent sensors for convenient portable measuring

* Measurement cable can be up to 100m(328.1ft) long



9691 Specifications

- Effect of conductor position: $\pm 1.0\%$ or less
- Effect of external magnetic field: equivalent to 0.5 A or less (in 400A/m external magnetic field)
- External dimensions: approx. 53W(2.09") \times 129H(5.08") \times 18D(0.71") mm
- Weight: approx. 230 g(8.1oz)



9692 Specifications

- Effect of conductor position: $\pm 0.5\%$ or less
- Effect of external magnetic field: equivalent to 0.7 A or less (in 400A/m external magnetic field)
- External dimensions: approx. 62W(2.44") \times 167H(6.57") \times 35D(1.38") mm
- Weight: approx. 410 g(14.5oz)



9693 Specifications

- Effect of conductor position: $\pm 0.7\%$ or less
- Effect of external magnetic field: equivalent to 2 A or less (in 400A/m external magnetic field)
- External dimensions: approx. 62W(2.44") \times 196H(7.72") \times 35D(1.38") mm
- Weight: approx. 500 g(17.6oz)

Sensor Common Specifications

- Cable length: 2m (6.56 ft)
- Maximum circuit voltage: 600V
- Applicable standards: Safety: EN61010-2-032:1995, CAT III 600V, Pollution Class 2, EMC: EN61326:1997+A1:1998+A2:2001



ISO14001
JQA-E-90091



HIOKI company overview, new products, environmental considerations and other information are available on our website.

Comprehensive Basic Current Measurement Functions of the 3290

All functions needed for measuring DC and AC current and distortion waveforms in a single instrument

Current range table (common to 3290 and 3290-10)

Sensor Used	Frequency Range	Rated Input	Measurement Range	Max. Display		Output Terminal Voltage
				Normal Measurement	Peak Measurement	
9691	DC to 10 kHz (-3 dB)	100 Arms 150 A _{peak}	20.00 A	25.00 A	50.0 A	100 mV/A
			200.0 A	105.0 A	150.0 A	10 mV/A
9692	DC to 20 kHz (-3 dB)	200 Arms 300 A _{peak}	20.00 A	25.00 A	50.0 A	100 mV/A
			200.0 A	210.0 A	300.0 A	10 mV/A
9693	DC to 15 kHz (-3 dB)	2000 Arms 2840 A _{peak}	200.0 A	250.0 A	500 A	10 mV/A
			2000 A	2100 A	3000 A	1 mV/A

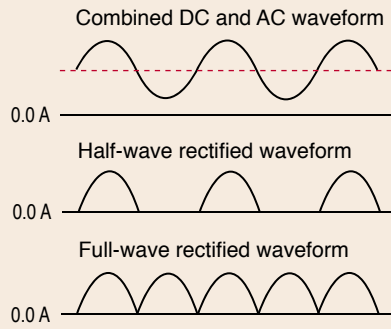
Optional Model 9400 CARRYING CASE stores everything together



Features

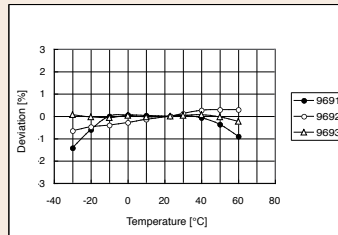
- AC+DC mode measures true rms current of full- and half-wave rectified waveforms and inverter output waveforms from 1 Hz
- Peak mode measures the maximum waveform amplitude of in-rush current at device startup
- Maximum, Minimum and Mean value modes easily measure current variations in lines with severely fluctuating loads
- Simultaneous waveform and rms output enables rms and waveform or frequency fluctuations to be externally recorded together
- Selectable measurement response time enables setting the instrument response to suit changes in load current
- LPF (fc = 550 Hz) filters out unnecessary harmonic currents and noise

Measures rms properly in the AC+DC Mode

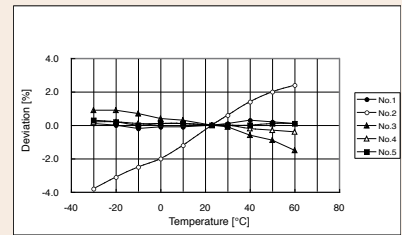


Clamp-On Current Sensor Temperature Characteristics

Example of temperature sensitivity characteristics



Example of zero-point temperature characteristic (Model 9693 SENSOR)



* The Hall-effect current detection element in each sensor has a specific zero-point temperature characteristic that manifests as deviation (scatter)

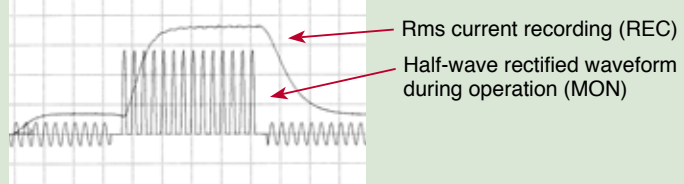
Enhanced Low-Frequency Current Measurement Analysis Capabilities

Measures current from 1 Hz, such as that used for inverter motor control.

Inverter motor current and rms waveforms are recorded simultaneously. Simultaneous recording of control signals is the best method for evaluating and analyzing such devices during product development and maintenance.



* Waveform and rms values can be recorded simultaneously (MON & REC Mode)




Recording Current Consumption of a Hair Dryer



* Recording basic waveform component with 3290 filter function active

Data saved to PC Card at worksite.

After returning to the office, data can be analyzed and stored on a PC.



Comprehensive Current Integral Functions of the 3290-10

Integral functions such as battery charging/discharging, integral AC current and repeat integral measurements are fully supported. In addition, the "Operating Time/Rate" function shows the operating state of loads.

◆ Features

- Polarity-specific integral function measures battery charging and discharging with one instrument (positive, negative and total integral values)
- Operating time/Rate display function measures load operating status (with settable threshold value)
- Polarity-specific peak current display function measures peak battery charge and discharge current with one instrument
- Repeat measurement and data storage function lets you easily conduct the same measurement up to 20 times and then save that data in the unit's memory.
- Time-limited mean value display function shows the mean value within a specific integration time (can be used in combination with repeat measurement)
- External DC power capability enables long-term measurements under battery power

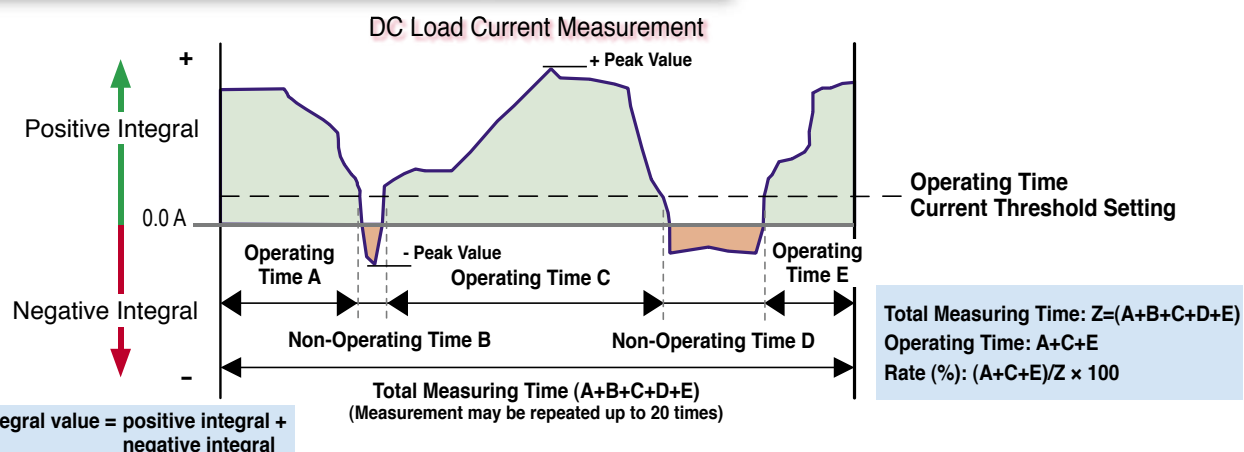
Current Integral Range Table * Integration interval can be up to 2000 hours

Sensor Used	Current Range	Integral Range (5 ranges)	Measurement Range
9691/9692	20 A	10.000 Ah to 100.00 kAh	0 to ± 210.0 kAh (9691)
	200 A	100.00 Ah to 1000.0 kAh	0 to ± 420.0 kAh (9692)
9693	200 A	100.00 Ah to 1000.0 kAh	0 to ± 4200 kAh
	2000 A	1000.0 Ah to 10000 kAh	

Convenient Repeat Measurement Function

Integral measurements during a specified interval can be repeated continuously up to 20 times.

Integral and numerical measurement data values (maximum, minimum, mean and peak) plus operating time and duty are stored in internal memory. Saved data can be recalled and verified at any time.



3290/3290-10 Function Comparison

Specification		3290	3290-10
Current Measurement	Measurement modes	DC, AC+DC, AC (RMS/MEAN)	DC, AC+DC, AC (RMS)
	Peak value display	Displays absolute value (of waveform peak)	Displays polarities independently (peak value of waveform, in DC mode)
	Maximum/minimum value display	Displays maximum, minimum and mean values	Maximum and minimum values (in AC and AC+DC modes)
	AC filter function	In AC and AC+DC modes, filter (fc = 550 Hz) ON/OFF	
	DC filter function	During DC and AC+DC waveform output, filter (fc = 1 Hz) ON/OFF	During DC waveform output, filter (fc = 1 Hz) ON/OFF
	Separate AC/DC output function	Separate output of AC content and DC content	-
	Output (connector 1)	Current waveform (2-V range)/rms current (2-V DC range) switchable	
	Output (connector 2)	Rms current/Low-battery warning switch	Current integral value (selectable +, -, total, 1-V DC/range)
Integral Measurement	Timer settings	1 min. to 99 hours, 59 min (for repeated measurement up to 20 times)	
	Elapsed time display	Hours:minutes (up to 2000 hours)	
	Mean value time limit display	-	Mean value = integral value / integration time
	Output (connector 1)	Selectable current waveform or rms current	
	Output (connector 2)	Current integral value (selectable +, -, total, 1-V DC/range)	
Rate Measurement	Rate	-	Rate = operating time / total measurement time
	Operating time measurement	-	Displayed operating time: Hours:minutes (up to 2000 hours)
Frequency Measurement	Range setting	Auto/manual ranging	
	Output (connector 1)	Frequency value (1-V DC/range)	
	Output (connector 2)	Rms Current	
Data Storage	-	Peak, maximum, minimum, mean value, integral value, operating time, rate	
Bar Graph Display	When DC center is zero, bar graph can display 10X magnification	Display of number of memorized data points	
Display Refresh Rate	N: twice/second, F: 4 times/second (3290-10 is 10 times/second), S: once/3 seconds * 3290-10 DC mode is once/second		
Measurement Response Time Switching	F: 0.2 s, N: 0.8 s, S: 8 s switching		
Power Supply	Battery and AC adapter		Battery, AC adapter, external battery (8.4 to 15.6 V DC)

Model 3290 and 3290-10 Specifications (accuracy guaranteed at 23 ±5°C(73 ±9°F), 80% RH or less, non-condensating) ■ Period of guaranteed accuracy: 1 year

Combined accuracy with 9691 or 9692			Measurement frequency f				
Mode	Range	Response time setting	DC	1 ≤ f < 10Hz	10 ≤ f < 45Hz	45 ≤ f ≤ 66Hz	66Hz < f ≤ 1kHz
DC	20.00 A	—	±1.3%rdg.±10dgt.	—	—	—	—
	200.0 A		±1.3%rdg.±5dgt.				
AC+DC AC RMS	20.00 A	FAST	±1.3%rdg.±12dgt. (when AC + DC is set only)	—	—	±1.3%rdg.±8dgt.	±2.3%rdg.±8dgt. (9691: up to 500Hz)
		NOMAL		±2.0%rdg.±8dgt. (when AC + DC, SLOW is set only)	±1.3%rdg.±8dgt.		
	SLOW	—	—	—			
	200.0 A	FAST	±1.3%rdg.±7dgt. (when AC + DC is set only)	—	—	±1.3%rdg.±3dgt.	±2.3%rdg.±3dgt. (9691: up to 500Hz)
NOMAL		±2.0%rdg.±3dgt. (when AC + DC, SLOW is set only)		±1.3%rdg.±3dgt.			
AC MEAN (only 3290)	20.00 A	—	—	—	—	±1.3%rdg.±8dgt.	±2.3%rdg.±8dgt.
	200.0 A					±1.3%rdg.±3dgt.	±2.3%rdg.±3dgt.

Combined accuracy with 9693			Measurement frequency f				
Mode	Range	Response time setting	DC	1 ≤ f < 10Hz	10 ≤ f < 45Hz	45 ≤ f ≤ 66Hz	66Hz < f ≤ 1kHz
DC	200.0 A	—	±1.8%rdg.±10dgt.	—	—	—	—
	2000 A		±1.8%rdg.±5dgt.				
AC+DC AC RMS	200.0 A	FAST	±1.8%rdg.±12dgt. (when AC + DC is set only)	—	—	±1.3%rdg.±8dgt.	±2.3%rdg.±8dgt.
		NOMAL		±3.0%rdg.±8dgt. (when AC + DC, SLOW is set only)	±2.3%rdg.±8dgt.		
	SLOW	—	—	—			
	2000 A	FAST	±1.8%rdg.±7dgt. (when AC + DC is set only)	—	—	±1.3%rdg.±3dgt.	±2.3%rdg.±3dgt.
NOMAL		±3.0%rdg.±3dgt. (when AC + DC, SLOW is set only)		±2.3%rdg.±3dgt.			
AC MEAN (only 3290)	200.0 A	—	—	—	—	±1.3%rdg.±8dgt.	±2.3%rdg.±8dgt.
	2000 A					±1.3%rdg.±3dgt.	±2.3%rdg.±3dgt.

Frequency range (accuracy range)	Maximum display	Accuracy
10.00Hz (1.00 to 100.0Hz)	12.50Hz	±0.3%rdg.±1dgt.
100.0Hz (10.0 to 100.0Hz)	125.0Hz	
1000Hz (100 to 1000Hz)	1000Hz	±1.0%rdg.±1dgt.

3290-10 Specifications	Accuracy
Integral value display	Current measurement accuracy ±1 dgt
Measurement time	Not more than ±0.2 s deviation per hour (@23°C(73°F))
Output connector voltage	Display accuracy ±2 mV

■ Provided functions ● Zero Adjustment (DC and AC+DC) ● Data Hold ● Setting Saving Function: Saves the state of settings ● Key Lock ● Battery Check ● Auto Power Off: about 10 minutes after last key operation, beeper warning available ● Beeper sound on/off

- Temperature characteristic: 0.1 × Specified Accuracy/°C (@0 to 40°C) (0.18 × Specified Accuracy/°F (@32 to 104°F))
- Function display: 21-segment bar graph, over-range (O.L.), low-battery warning (B), Hold (HOLD), auto power off (APS)
- Measurement response time: (1) FAST (0.2 s) for 45+ Hz; (2) NORMAL (0.8 s) for 10+ Hz; (3) SLOW (8.0 s) for 1+ Hz
* Input: The time for analog output to stabilize after transition from 0 R 90% or from 100 R 10%, setting AC (RMS) or AC+DC
- Display refresh rate: (1) NORMAL: twice per second; (2) SLOW: once per three seconds; (3) FAST: four times per second (ten times per second for 3290-10; (4) Bar graph display: 4 times per second
- Zero suppression: 5 counts
- Range switching: Auto/manual
- Crest factor: 2.5 or less, or the same or less than peak value of connected sensor
- Output impedance: 100 Ω or less

● Output rate:

(1) Rms current (REC_A): 2 V DC/range; (2) Current waveform (MON): 2 V/range; (3) Frequency (REC_Hz)¹: 1 V DC/range (*1. 3290 only) Combined output connectors (OUT1 & OUT2²):

- (1) Current waveform (MON / MON.FL¹) & rms current (REC);
- (2) Current waveform (MON / MON.FL¹) & low-battery detection (B.Lo)
- (3) Rms current (REC) & low-battery detection (B.Lo)
- (4) Frequency (REC) & rms current (REC) (3290 only)

*1. MON.FL is with f_c = 1 Hz filter on,

*2. OUT2 of the 3290-10 is total integral value (Ah), selected from positive, negative or total value

- Operating temperature and humidity: 0 to 40°C (32 to 104°F) @80% RH or less (non-condensating) ● Storage temperature: -10 to 50°C (14 to 122°F) (non-condensating) ● Operating environment: up to 2000m ASL, indoors
- Power source: Four AA-size (LR6) alkaline batteries, or AC adapter Model 3290-10 also accepts 8.4 to 15.6 V external DC power ● Max. power consumption: 500 mVA (using batteries) ● Battery life: approx. 22h (continuous operation)
- Applicable safety standards EMC: EN61010-1:2001, EN61326:1997+A1:1998+A2:2001, EN61000-3-2:2000, EN61000-3-3:1995+A1:2001
- External dimensions, weight: approx. 155W (6.10") × 98H (3.86") × 47D (1.85") mm, approx. 545 g (19.2oz.) ● Supplied accessories: Carrying strap (1), AA-size (LR6) alkaline batteries (4)

■ Extension Cables Available by Special Order

Connects from the standard 2m (6.52ft) sensor cable to the 3290 or 3290-10 (available lengths are 5, 10, 20, 30, 50 and 100m (16.4, 32.8, 65.6, 98.4, 164.1 and 328.1ft))

Measurement is not available with only the **3290** or **3290-10 CLAMP-ON AC/DC HITESTER**. A **CLAMP-ON AC/DC SENSOR** (Model 9691, 9692 or 9693) must also be purchased separately.

■ Options

- 9691 CLAMP-ON AC/DC SENSOR (100 A)**
9692 CLAMP-ON AC/DC SENSOR (200 A)
9693 CLAMP-ON AC/DC SENSOR (2000 A)
9445-02 AC ADAPTER
9445-03 AC ADAPTER (EU)
9094 OUTPUT CABLE
9400 CARRYING CASE
9199 CONNECTOR ADAPTER (BNC-to-Banana [female])

HIOKI
HIOKI E. E. CORPORATION

DISTRIBUTED BY

Test Equipment Depot
1-800-517-8431

99 Washington Street
Melrose, MA 02176
Phone 781-665-1400
Toll Free 1-800-517-8431

Visit us at www.TestEquipmentDepot.com