

LinkRunner™ Pro Network Multimeter

Detect a broader range of today's connectivity problems

Network technicians and desktop support professionals are the first line of defense against problems at the physical and link layers of the network. They are tasked with resolving basic connectivity problems fast, and preventing unnecessary escalations to higher levels.

Today's connectivity problems are more complex than ever. Users demand Gigabit connectivity. IT departments enforce stronger standards like 802.1X. And technologies like VoIP and WLAN have given rise to a greater reliance on PoE for power.

LinkRunner Pro recognizes this, and empowers technicians to address today's challenges with powerful new features and reporting capabilities. And, following the tradition of the original LinkRunner, it is designed for simplicity and ease-of-use to ensure rapid deployment and concise answers.

Vision to resolve a broader range of today's link connectivity problems. That's Network SuperVision.™ That's Fluke Networks' promise to you.

Count on LinkRunner Pro for answers

- Can I negotiate at Gigabit?
- Are there 802.1X security conflicts?
- Is the DHCP server responding?
- Do I have PoE voltage on the right pairs?
- Can I link with key devices or the Internet?
- Which port number am I plugged into?

Empower techs to troubleshoot gig links

LinkRunner Pro is the first frontline tool to establish links at Gigabit speeds. That means frontline technicians now have the power to troubleshoot Gigabit link problems before they're escalated to higher levels, giving network engineers more time to focus on optimization, planning, and expansion.

Quickly resolve 802.1X security conflicts

LinkRunner Pro not only will discover the presence of 802.1X, but can also gain authentication on 802.1X networks. The included LinkRunner Connect Software can be used to select EAP type, provide certificates, and enter passwords. Technicians can now resolve 802.1X conflicts and get users back up and running fast.

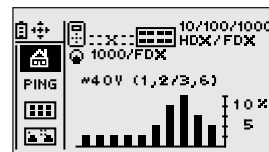
Eliminate guesswork over port locations

LinkRunner Pro is the first connectivity tool to support the new IEEE Link Layer Discovery Protocol (LLDP) in addition to the Cisco and Extreme Discovery Protocols (CDP and EDP). That allows technicians to speed problem resolution by precisely locating the nearest switch model, slot, and port.

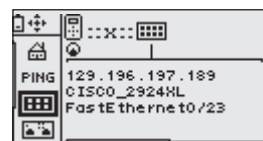


Document problems with link status reports

When no test documentation is available, closing trouble tickets can be a frustrating and time-consuming process. Finger pointing and redundant testing are just a couple of the wastes that occur. LinkRunner Pro eliminates these wastes by generating objective, professional test reports that can be printed or routed electronically.



See device capabilities, link speed, PoE power, and utilization levels.



Precisely locate switch ports with CDP, EDP, and LLDP discovery.

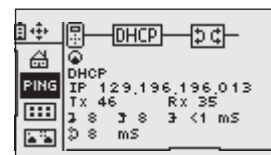


Ordering information

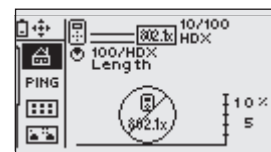
Model Number	Description
LRPRO-1000	LinkRunner Pro Network Multimeter
LRPRO-KIT	LinkRunner Pro Extended Test Kit (see image below for contents)
CIQ-GSV	CableIQ Gigabit Service Kit (see image below for contents)
Accessories	Description
WIREVIEW 2-6	WireView Cable IDs #2-6
CLIP-SET	RJ45 to 8-clip test lead
CIQ-RJA	RJ45/11 Modular Adapter
MT-8200-63A	IntelliTone 200 Probe

Specifications


Media Access	10BASE-T, 100BASE-TX, 1000BASE-T (IEEE 802.3), and PoE (IEEE 802.3af)
Cable Tests	Pair lengths, opens, shorts, splits, crossed, straight through, and cable ID
Tone Generator	IntelliTone digital tone: [500 KHz]; analog tones: [400Hz, 1KHz]
Ports	Test ports: RJ45 ports; Application port: mini-USB
Power Source	4 AA batteries
Weight	10 oz (311 grams) with batteries installed
Dimensions	5.3" h x 3.1" w x 1.3" d (13.46cm x 7.87cm x 3.30cm)
LinkRunner Connect Software	Operates on Windows XP and 2000; supports English, Spanish, French, German, Simplified Chinese, and Japanese
Warranty	One year



Ping DNS server or other key devices, and observe response time.



Quickly authenticate and identify potential 802.1X security conflicts.



Expedite trouble ticket resolution by attaching link status reports.

LinkRunner Family Comparison



Features	LinkRunner	LinkRunner Pro
Link/Ping Speed	10/100	10/100/1000
POTS/ISDN/Ethernet Detection	•	•
Cable Wiremap	•	•
Discovery Protocols	CDP/EDP	CDP/EDP/LLDP
IntelliTone Digital Toning		•
PoE Verification		•
Configurable Ping List		10 IP Addresses
802.1X Authentication		•
Link Status Reports		•
USB Application Port		•
Protective Rubber Mold		•



LinkRunner Pro Network Multimeter



CableIQ Gigabit Service Kit



LinkRunner Pro Extended Test Kit

[Back to the LinkRunner Product Info Page](#)

[Visit us at www.TestEquipmentDepot.com](http://www.TestEquipmentDepot.com)