

# User's Guide



## Brix Refractometers

### Models RF10 and RF15 (with ATC)



#### Introduction

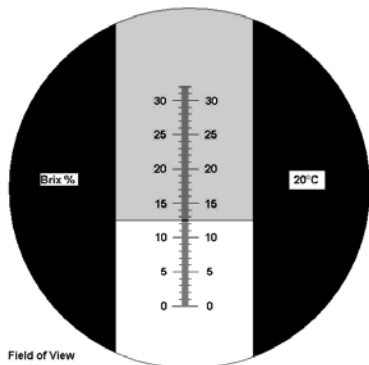

Congratulations on your purchase of the Extech RF10 or RF15 Brix Refractometer. Precision optical instruments should be handled gently; avoid touching the optical surface. Careful use of these instruments will provide years of reliable service.

#### Specifications

Range	0 to 32% Brix
Resolution	0.2%
Dimensions	RF10: 6.6 x 1.3 x 1.3" (168 x 32 x 32mm); RF15: 6.3 x 1.4 x 1.4" (159 x 35 x 35mm)
Weight	RF10: 3.2 oz. (91g); RF15: 7 oz. (200g)

#### Description

1. Eyepiece
2. Mirror Tube
3. Adjustment screw
4. Cover Plate
5. Prism



#### Operation

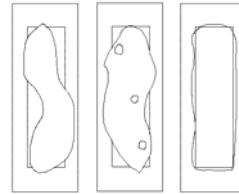
This instrument measures the refractive index of a sample. The measurement is displayed in % Brix.

##### 1. Zero Adjustment

Cover the prism with distilled water (several drops will suffice). Close the cover plate and rotate the adjustment screw until the light/dark boundary (shadowline) lines up with the zero line. After the zero adjustment, clean the prism with a soft cloth.

##### 2. Sample Preparation and Reading

To take a sample reading, simply place a few drops of a sample liquid on the measurement prism at the end of the instrument. Close the prism cover plate so that the liquid spreads across the entire surface of the prism without air bubbles or dry spots (see diagram). Allow the sample to remain on the prism for approximately 30 seconds.



While holding the instrument under a light source, look through the eyepiece. The sucrose concentration is determined by the intersection of the boundary of the light and dark fields (known as the shadowline) on the printed scale. If the scale appears out of focus, the eyepiece may be adjusted by rotating the knurled portion of the eyepiece. The instrument also features an eye-guard to prevent stray light from entering the eyepiece and causing reflections.

It may be necessary to adjust the position of the light source to maximize the contrast of the shadowline. Under normal conditions, optimal contrast is obtained by holding the instrument underneath and perpendicular to a light source.

Once a reading has been taken, wipe dry with a clean cloth (do not wash or rinse) and place the instrument in the supplied plastic case. Store the instrument in a safe, dry environment.

**Note:** The Distilled water temperature, used for zero adjustment, and the sample liquid temperature should be the same. If the temperature of the samples fluctuates, zero the refractometer every 30 minutes (RF10 only).

##### 3. Temperature Compensation (RF15 has Auto Temp. Comp.)

Temperature is one of the single most important factors influencing accurate refractometer readings and is one of the largest sources of measurement error. Temperature compensation relieves the user of the responsibility to measure temperature and apply a correction factor when taking readings. *The RF15 makes this correction automatically.* When ambient temperature strays from 68°F (20°C), readings are automatically adjusted to compensate for temperature variance between 50°F to 86°F (10°C to 30°C).

The RF10 Refractometer has been designed for use with a 20°C standard temperature. Therefore, if the temperature of the measurement deviates from 20°C, the reading must be manually compensated in accordance with the Temperature Compensation Table below.

Example: A reading of 20% at 28°C is compensated thusly: 20% + 0.62%=20.62%.

#### Temperature Compensation Table (Referenced To 20°C)

%	5	10	15	20	25	30	35	40	45	50	55	60	65	70
°C	Subtract the following from the measurement													
10	0.58	0.59	0.61	0.64	0.67	0.69	0.71	0.72	0.74	0.74	0.75	0.76	0.77	
11	0.51	0.54	0.55	0.58	0.61	0.63	0.65	0.65	0.67	0.67	0.68	0.68	0.69	
12	0.47	0.49	0.50	0.52	0.55	0.57	0.58	0.58	0.60	0.60	0.60	0.61	0.61	
13	0.42	0.44	0.44	0.45	0.49	0.50	0.51	0.51	0.53	0.53	0.53	0.53	0.53	
14	0.37	0.38	0.39	0.40	0.42	0.43	0.44	0.44	0.45	0.45	0.45	0.45	0.46	
15	0.31	0.32	0.33	0.34	0.35	0.36	0.37	0.37	0.38	0.38	0.38	0.38	0.38	
16	0.25	0.26	0.27	0.28	0.28	0.29	0.30	0.30	0.30	0.31	0.31	0.31	0.31	
17	0.19	0.20	0.20	0.21	0.21	0.22	0.22	0.23	0.23	0.23	0.23	0.23	0.23	
18	0.13	0.13	0.14	0.14	0.14	0.15	0.15	0.15	0.15	0.15	0.15	0.15	0.15	
19	0.06	0.07	0.07	0.07	0.07	0.07	0.08	0.08	0.08	0.08	0.08	0.08	0.08	
	Add the following to the measurement													
21	0.07	0.07	0.07	0.07	0.07	0.08	0.08	0.08	0.08	0.08	0.08	0.08	0.08	
22	0.14	0.14	0.14	0.14	0.15	0.15	0.16	0.16	0.16	0.16	0.16	0.16	0.15	
23	0.21	0.21	0.22	0.22	0.23	0.23	0.23	0.23	0.24	0.24	0.24	0.24	0.23	
24	0.28	0.29	0.29	0.30	0.30	0.31	0.31	0.31	0.31	0.31	0.32	0.32	0.31	
25	0.35	0.36	0.37	0.38	0.38	0.39	0.39	0.40	0.40	0.40	0.40	0.40	0.39	
26	0.43	0.44	0.44	0.46	0.46	0.47	0.47	0.48	0.48	0.48	0.48	0.48	0.47	
27	0.51	0.52	0.53	0.54	0.55	0.55	0.56	0.56	0.56	0.56	0.56	0.56	0.55	
28	0.59	0.60	0.61	0.62	0.63	0.64	0.64	0.65	0.65	0.64	0.64	0.64	0.63	
29	0.67	0.68	0.69	0.70	0.71	0.72	0.73	0.73	0.73	0.73	0.73	0.72	0.71	
30	0.75	0.77	0.78	0.79	0.80	0.81	0.81	0.81	0.82	0.81	0.81	0.81	0.80	

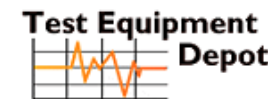
Source: International Commission for Uniform Methods of Sugar Analysis (1966)

#### International Brix% Scale

##### Brix to Refractive Index (nD) Conversion Table

%	nD	%	nD	%	nD	%	nD	%	nD
0	1.333	15	1.3557	30	1.3811	45	1.4097	60	1.4419
1	1.3344	16	1.3573	31	1.3829	46	1.4118	61	1.4442
2	1.3359	17	1.3589	32	1.3847	47	1.4138	62	1.4464
3	1.3373	18	1.3605	33	1.3866	48	1.4159	63	1.4488
4	1.3388	19	1.3622	34	1.3884	49	1.418	64	1.4511
5	1.3403	20	1.3638	35	1.3903	50	1.42	65	1.4534
6	1.3418	21	1.3655	36	1.3922	51	1.4222	66	1.4558
7	1.3433	22	1.3672	37	1.3941	52	1.4243	67	1.4582
8	1.3448	23	1.3689	38	1.396	53	1.4264	68	1.4606
9	1.3463	24	1.3706	39	1.3979	54	1.4286	69	1.463
10	1.3478	25	1.3723	40	1.3998	55	1.4308	70	1.4654
11	1.3494	26	1.374	41	1.4018	56	1.4329	71	1.4678
12	1.3509	27	1.3758	42	1.4037	57	1.4352	72	1.4703
13	1.3525	28	1.3776	43	1.4057	58	1.4374	73	1.4728
14	1.3541	29	1.3793	44	1.4077	59	1.4396	74	1.4753

Source: International Sugar Analysis Committee



1-800-517-8431

99 Washington Street  
Melrose, MA 02176  
Phone 781-665-1400  
Toll Free 1-800-517-8431

Visit us at [www.TestEquipmentDepot.com](http://www.TestEquipmentDepot.com)

Back to the Extech RF10 Product Info Page

Copyright © 2005 Extech Instruments Corporation.

All rights reserved including the right of reproduction in whole or in part in any form.