

**Data sheet**

Visit us at [www.TestEquipmentDepot.com](http://www.TestEquipmentDepot.com)

# Single Output Programmable DC Power Supplies

## Models 9150, 9151, 9152 & 9153

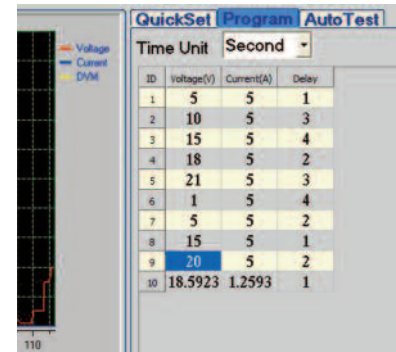
B&K Precision® models 9150, 9151, 9152 and 9153 are high performance linear-regulated programmable DC power supplies that provide excellent performance and features not found in other supplies in this price category. The 9150 series are designed for applications in design verification, production or university labs that require high yet clean and reliable power, combined with excellent resolution, accuracy and fast transient response time.



- Excellent display resolution
- Low ripple and low noise due to linear regulation
- Outstanding temperature stability
- Fast transient response time (< 120 μs)
- SCPI compatible command set, programmable via USB and RS232
- Closed case calibration
- List mode operation for increased throughput. Download and execute command sequences from non-volatile memory
- For bench use or rack mountable
- Very quiet due to intelligent fan speed control, making the supply suitable for lab bench use
- Over voltage protection

### Application Software

The included Application Software supports front panel emulation and allows users to generate simple test sequences without the need to write source code.



Screen shot of test sequence section


### Selection Chart

	models			
	9150	9151	9152	9153
Output Voltage	0-5.2V	0-20V	0-30V	0-60V
Output Current	0-60A	0-27A	0-18A	0-9A

### Front Panel Operation


The numeric keys and rotary knob provide a convenient interface for setting output levels quickly and precisely. Voltage and Current can be set to a maximum resolution of 0.5 mV (0.1 mV for 9150) and 0.1 mA (1 mA for 9150) respectively. Up to 50 parameters can be stored and recalled from internal memory.

Additionally, the power supply comes with a built-in 5 1/2 digit Voltmeter and high resolution Milliohm meter supporting 4 wire measurements



Single Output Programmable DC Power Supplies  
Models 9150, 9151, 9152 & 9153

▲ Rear panel



Remote Interface

The power supplies can be remotely controlled from any PC with USB or RS232 interface, allowing the user to program and monitor all parameters through easy to use SCPI commands. The power supplies come with a RS232 to TTL and a USB to TTL serial converter cable. The average command processing time is 35 ms.

Extra Features

The 9150 series' digital port offers a variety of configurations. The port provides Digital Input, external Trigger and Remote Inhibit (RI) functionality.

The RI mode can be used for turning several power supplies On/Off simultaneously. External triggering can be used in combination with List mode.

Specifications	models			
	9150	9151	9152	9153
Output Ratings (0 °C~40 °C)	0 - 5.2 V 0 - 60 A	0 - 20 V 0 - 27 A	0 - 30 V 0 - 18 A	0 - 60 V 0 - 9 A
Load Regulation ±(%of output+offset)	<0.01% + 0.5 mV <0.1% + 10 mA	<0.01% + 1 mV <0.1% + 5 mA	<0.01% + 1 mV <0.02% + 1 mV	<0.01% + 1 mV <0.02% + 1 mV
Line Regulation ±(%of output+offset)	<0.02% + 0.1 mV <0.1% + 1 mA	<0.02% + 0.1 mV <0.01% + 1 mA	<0.02% + 1 mV <0.01% + 1 mA	<0.02% + 1 mV <0.01% + 0.1 mA
Programming resolution	0.1 mV 1 mA	1 mV 1 mA	1 mV 1 mA	1 mV 0.1 mA
Readback/ Meter resolution	0.1 mV 1 mA	0.1 mV 0.1 mA	0.1 mV 0.1 mA	0.1 mV 0.1 mA
Front panel setting resolution	0.1 mV 1 mA	0.5 mV 1 mA	0.5 mV 1 mA	0.5 mV 1 mA
Programming accuracy, 12months (25 °C ± 5 °C) ±(%of output+offset)	<0.02%+2 mV <0.1%+30 mA	<0.02%+6 mV <0.1%+15 mA	<0.02%+6 mV <0.05%+10 mA	<0.02%+12 mV <0.05%+10 mA
Readback/ Meter accuracy 12months (25 °C ± 5 °C) ±(%of output+offset)	<0.02%+1.5 mV <0.05%+15 mA	<0.02%+3 mV <0.05%+10 mA	<0.02%+3 mV <0.05%+10 mA	<0.02%+6 mV <0.05%+5 mA
Ripple & Noise (20Hz ~20MHz)	≤0.005%+3 mVp-p 15 mArms	≤0.005%+3 mVp-p 5 mArms	≤0.005%+3 mVp-p 5 mArms	≤0.005%+4 mVp-p 3 mArms
Temperature coefficient, (0 °C~40 °C) ±(% of output+offset)	<0.02%+2 mV <0.1%+30 mA	<0.02%+5 mV <0.1%+15 mA	<0.02%+5 mV <0.02%+5 mV	<0.02%+10 mV <0.05%+5 mA
Readback temperature coefficient, ±(% of output+offset)	<0.02%+2 mV <0.1%+20 mA	<0.02%+5 mV ≤0.05%+10 mA	<0.02%+5 mV ≤0.05%+10 mA	<0.02%+10 mV ≤0.05%+5 mA
Transient Response (for a change from 0 mA to 50% of maximum rated current)	100 μs for output to recover to within 75 mV	120 μs for output to recover to within 75 mV	100 μs for output to recover to within 50 mV	50 μs for output to recover to within 50 mV
DVM Accuracy		0~12V range: 0.02%+2mV 0~40V range: 0.02%+3mV		
DVM Resolution		0~12V range: 0.1mV 0~40V range: 1mV		
Milliohm Meter Accuracy		0.1% (for Voltage and Current ≥ 10% of full scale) 0.3% (for Voltage and Current ≥ 3% of full scale)		
Weight		63.9 lbs, (29 kg)		
Dimensions		16.88 in (W) x 3.47 in (H) x 18.06 in (D) 429 mm (W) x 88.2 mm (H) x 458.9 mm (D)		
<b>Two Year Warranty</b>				
Accessories Supplied: User manual, line cord, RS232 and USB communication cable, application software installation disk. Optional: ITE151 rack mount kit.				